



IDEAL 4000 Casement

Window & Door Systems

➔ The system has been designed to 'tick all the boxes' for state of the art windows and doors and features advanced design and system engineering. IDEAL 4000 is a fully integrated profile suite designed using the latest computer aided techniques combined with many years of experience.

IDEAL 4000 Casement is both attractive in appearance and effective in application. The fully squareline profiles and matching glazing beads result in windows and doors with classic styling and tremendous appeal for consumers.

The system boasts many advanced design features, enabling simple and economic fabrication and installation.



70

frame
depth
[mm]

5

chambers

2

gaskets

40

glazing
maximum
thickness [mm]



WINDOWS EU

WindowsFactory
PVC ALU WOOD

www.windowseu.com

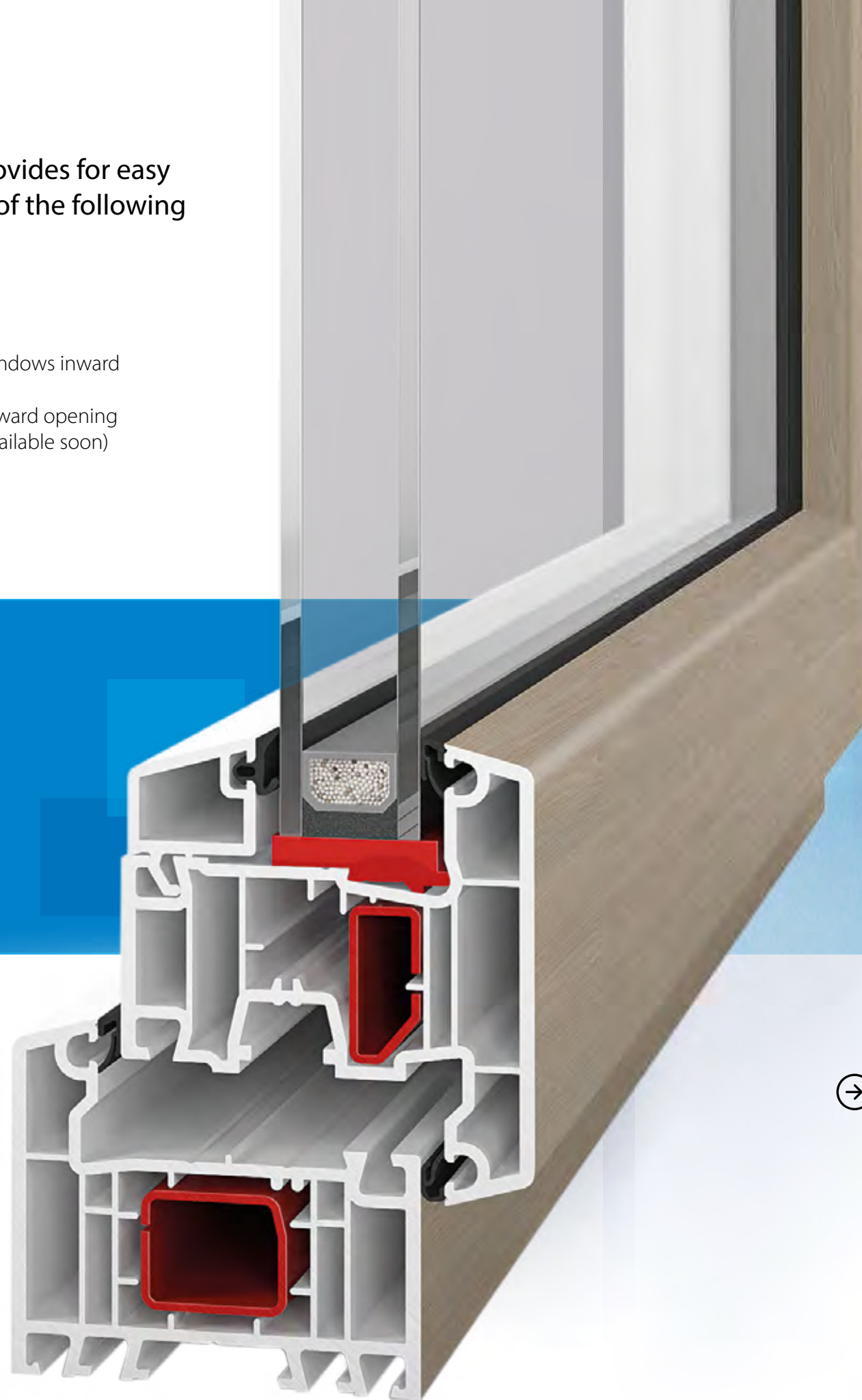

Kunststoff-Fenstersysteme

➔ **IDEAL 4000 System** provides for easy and cost effective fabrication of the following types:

- Outward opening Casement Windows
- Inward opening Tilt windows
- Inward opening Turn windows
- French Window or Double Casement Windows inward or outward opening
- French or Double Doors – inward or outward opening
- Aluskin - an external clad on a profile (available soon)

➔ **Matching bead and profile design**

The bead shape mirrors the shape of the upstand to the glazing rebate to provide a beautiful balanced appearance with identical sightlines. The finished window looks identical viewed from inside or outside; simply stunning! While 28mm high performance double glazed sealed units have become the performance standard in the domestic sector, IDEAL 4000 recognises the need for the option of 24 mm glazing depth to meet a wider range of window and door specifications for other market sectors. Glazing beads for both 28 mm and 24 mm sealed units both offer a squareline appearance that perfectly complements the profile detail. Triple glazing can easily be produced utilizing our 36 and 40 mm glazing beads.



➔ **Squareline contemporary profiles**

IDEAL 4000's cleverly designed sculptured shape makes for simply stunning windows and doors. Beautiful both inside and out with a design focused on symmetry, IDEAL 4000 windows and doors are perfect for replacing the replacements; an important development for the future of the industry. IDEAL 4000 windows and doors are eminently desirable for the end user. IDEAL 4000 is as easy to fabricate as it is stunning to look at. The positive stops at either extreme of the sculptured shape give defined datum points for modern window fabrication machinery and also make fabrication easier in more basic fabrication environments. IDEAL 4000 combines stunning good looks with ease of fabrication.

➔ **Single leg glazing bead**

IDEAL 4000 employs a secure single leg 'knock-in' or J-bead design. The single leg bead makes for faster, easier installation and provides the cleanest glazing platform. Installers love the way the single leg bead locates and the single leg format affords both stability and security while also easily accommodating normal glazing tolerances. aluplast' secure bead system passes Secure by Design and PAS24 with ease. Choose from either black or papyrus grey gasket.

➔ **Co-extruded gaskets**

IDEAL 4000's co-extruded gaskets eliminate the need for the time consuming application of weather seals and gaskets to frames and sashes following the welding process as part of fabrication. The time saved will provide an increase in fabrication efficiency. Using IDEAL 4000 with its co-extruded gaskets will also enable the fabricator to reduce stockholding. IDEAL 4000 gaskets provide outstanding weather performance and complement the profiles' elegant sightlines. Co-extruded gaskets eliminate "the shrinking back" effect typical of old gasket systems and therefore prevent any gaps in corners. IDEAL 4000 windows and doors are also easier to fit and come in two options of ether black or papyrus grey gasket.



➔ Emphasis on recycling


The raw materials used for our window profiles are based on a calcium-organic chemical compound that is strictly lead-free. With this eco-friendly attitude and our involvement in VINYL 2010 Project, which promotes the use of recycled materials in our profiles, we offer window systems that can be manufactured and recycled in an ecologically managed system.

➔ Sustainability and eco-management

An ecologically sound production process as well as a sustainable designed work place form a crucial part of the Aluplast and Eko-Okna eco guidelines, which are reflected in our environment-friendly products and processes manufactured under strict European legislation.



We extrude recycled and virgin material simultaneously through a single die to create a single profile. This locks recycled material away from areas of the frame visible to the end-user or which perform a structural role. It allows us to utilise a high percentage of recycled content but to guarantee surface appearance, finish, quality and depth of gloss. The surface is perfect – no pits, no extrusion lines. With an A+ rating for material type from the Building Research Establishment in its Green Guide, it makes the eco-tech 70 among the UK's most sustainable window and door system options.



Responsibility towards people and the environment

Aluplast assumes responsibility for people and the environment and, together with customers and partners, contributes actively to the protection of our natural environment!

Protecting the environment actively with u-PVC windows

Aluplast u-PVC window systems live up to what they promise: An outstanding product quality and a long service life contribute actively to the conservation of the natural environment.

➔ Colours

Special oak (AP 01)	Natural oak (AP 02)	Mahogany (AP 05)	Dark oak (AP 06)
Daglesia (AP 11)	Oregon III (AP 15)	Gold oak (AP 23)	Nut (AP 27)
Walnuss terra (AP 28)	Walnuss amaretto (AP 29)	Dark green (AP 30)	Dark red (AP 32)
Palisander (AP 33)	Gray (AP 34)	Anthracitic (AP 40)	Steel blue (AP 41)
Green (AP 43)	Structural white (AP 44)	Diamond blue (AP 47)	Creamy (AP 50)
Birch-tree (AP 52)	Anthracite gray sand structure (AP 60)	Gray sand structure (AP 61)	Gray basalt sand structure (AP 62)
Brushed aluminum (AP 63)	Quarz with sand structure (AP 65)	Gray concrete (AP 70)	Grey agate (AP 71)
Maron braun (AP 72)	Sheffield Light Oak (AP 75)	Alux DB 703 (AP 79)	Quartz (AP 88)
Dark Brown (AP 89)	Sheffield Grey Oak (AP 94)	Winchester (AP 95)	Navy Blue (AP 101)
Basalt Grey (AP 102)	Ash Blonde (AP 103)	Chocolate Brown (AP 104)	Trompet C-32 (AP 105)
Jet Black Mat (AP 106)			

➔ **Aluskin aluminum** shells
for Ideal 4000 Casement

The best performance of energy saving as well as achieving impeccable beauty of aluminum windows and facades are the strengths, which are able to meet the most demanding architectural requirements. Aluskin aluminum shells system, thanks to modern technology of painting or powder coating can be produced in any colour from the RAL colour palette. By using the Aluskin aluminum shells on the outer surfaces of the profiles we can achieve a high-quality appearance, increased strength and variety of the colour lacquered aluminum profiles.

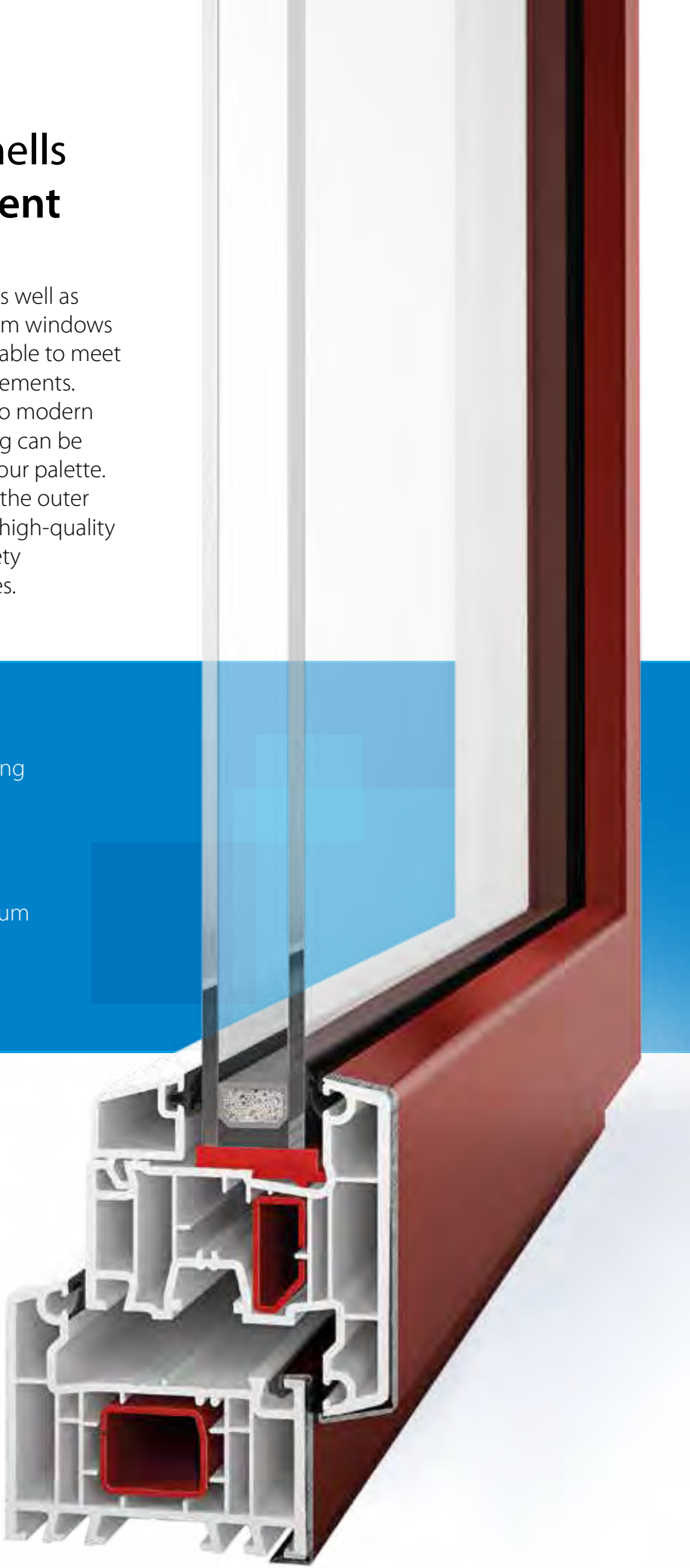
Features and benefits of Aluskin shells:

- the possibility of painting, powder coating and anodizing the outer surface
- freedom of choice of colours according to RAL colour palette
- modern and exclusive design of aluminum exterior surfaces
- Increased strength

A simple “click & fix” external cladding for your Ideal 70 and Ideal 4000 u-PVC windows and doors is a great alternative to aluminium windows with the added benefit of outstanding WER Ratings.

It gives you and your customers the opportunity to enjoy leading edge technology at an affordable price point.

* Available soon.





WINDOWS EU

www.windowseu.com

➞ Glazing bars - in-pane


Made of aluminum, are placed inside the pane. We offer the following widths: 8 mm, 18 mm, 26 mm, 45 mm. They are part of the glass and are used for decorative purposes. Adapted to the colour of the window. The main feature of this solution is the ease to wash the glass surface.

- Permanently mounted into the frame
- Made of aluminum
- They are available in the widths of 8 mm, 18 mm, 26 mm and 45 mm
- Available in wood-like colors and in a wide range of RAL colors



➞ Fittings

The safe system of bolts to suit all your needs – starting with the standard windows and windows with a movable mullion or even windows that open outwards. The fittings in our offer are perfect for French casement windows. They are available with croppable and non-croppable baskets 20 or 22 mm long as well as mushrooms 7,7 - 9,0 mm high. The fittings in our offer are provided by the renowned suppliers and they are a solution that guarantees the safety of the owners and premises alike.



➞ Glazing bars - bonded

Placed directly on the glass. This makes it possible to stick or replacement bolections when using windows. We offer the following widths: 26 mm, 36 mm, 46 mm, 66 mm. Colors are consistent with the colors of PVC windows.

- Used for PVC, aluminum windows
- Bonded to the glass on both sides
- Imitate separate glass packages with aluminum frame which divides the glass according to the division formed by elements of the window
- They are available in the widths of 26 mm, 36 mm, 46 mm, 66 mm



➞ Glazing bars - Viennese

Imitate separate glass packages with aluminum frame inside the glazing. The frame divides the glass according to the division formed by the elements that are stuck on the glass on both sides.

- For PVC, wooden and aluminum windows
- Bonded to the glass on both sides
- Imitate separate glass packages with aluminum frame which divides the glass according to the division formed by elements of the window
- They are available in the widths of 26, 20 mm, 36 30 mm, 46+30 mm, 66+30 mm



➔ Secure

You want secure windows...

- that have central locking cams
- that have a mushroom and shootbolt corner combination
- that exceed the requirements of BS7950:1997

➔ Functional

You want functional windows...

- that are easy to operate
- that are simple to adjust
- that will make your windows stand out from the rest

➔ Simple and easy

Windows fitted with the MACH II shootbolt espagnolette are simple and easy to operate. The smooth operation is achieved by the use of adjustable mushroom cams to close the window. The end shootbolts are passive and only come into contact with the shootbolt strike when the window is attacked.



➔ Striker plates

All MACO striker plates incorporate a night vent position to allow airflow into occupied rooms. For security reasons it is not recommended that windows are left in the night vent position when the house is unoccupied. A slimline striker plate design results in optically pleasing sight lines when the window is open.



➔ Fast

You want fast and efficient fabrication...

- of the striker plates onto the frame
- with fittings that do not require cropping to size
- that clip into the eurogroove

➔ Compatible

You want fittings that...

- fully locate into the eurogroove
- are manufactured specifically for your profile system
- that are reliable in use

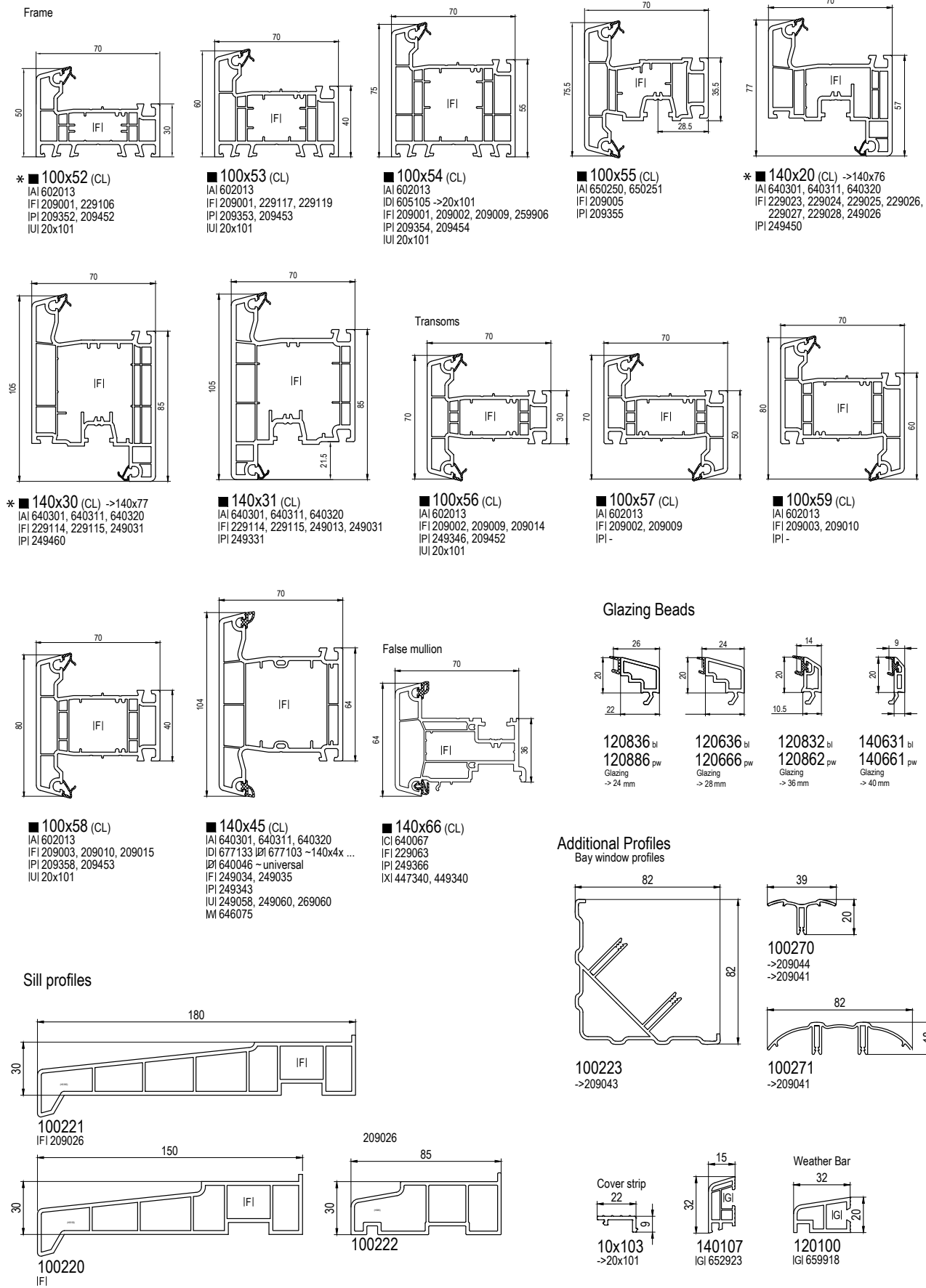
➔ Adjustable

All mushroom cams are adjustable for compression by plus or minus 1 mm. This enables the weather performance capabilities to be maintained for many years to come.



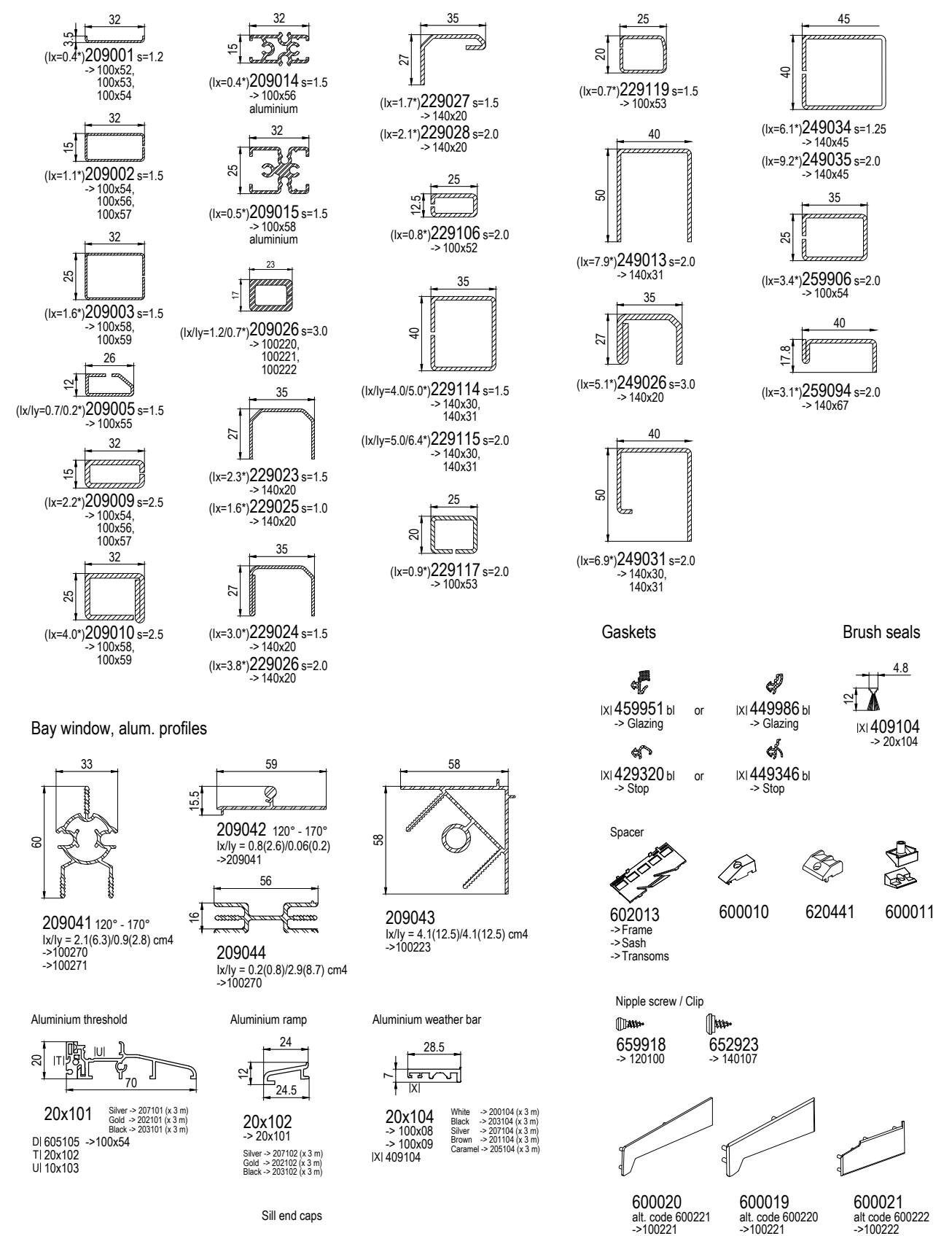
➔ Charts **IDEAL 4000** Casement

Main Profiles



➔ Charts **IDEAL 4000 Casement**

Reinforcements



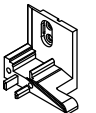
* Available soon.

➔ Charts IDEAL 4000 Casement

➔ Charts IDEAL 4000 Casement


Accessories

Threshold end cap
Pairs, black



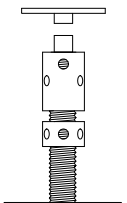
605105
-> 20x101

Ramp end cap



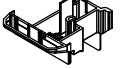
60x102
-> 20x102

Baypole




609040 (set)
->209043
->209041

False mullion end cap



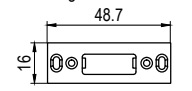
640067
-> 140x67

Weather bar end caps



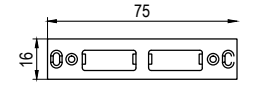
640107 -> 140107 650914 -> 120100

Single french door striker



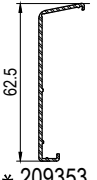
48.7
16
60x103

Double french door striker

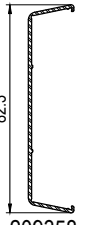


75
16
60x104

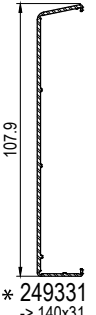
Aluminium shells



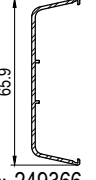
* 209353
-> 100x53



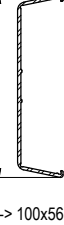
* 209358
-> 100x58



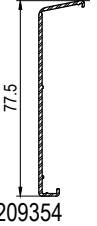
* 249331
-> 140x31



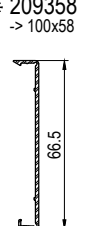
* 249366
140x67




* 209453
-> 100x53
-> 100x56



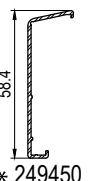
* 209354
-> 100x54



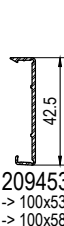
* 249443
-> 140x45



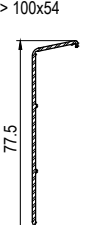
* 249331
-> 140x31



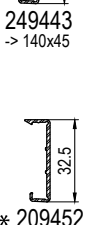
* 249450
-> 140x20




* 209453
-> 100x53
-> 100x58



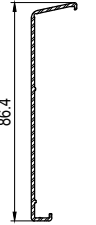
* 209355
-> 100x55



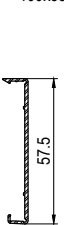
* 209452
-> 100x52
-> 100x56



* 249343
140x45

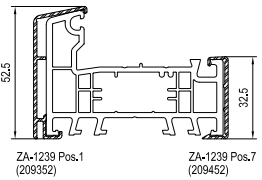


* 249460
-> 140x30

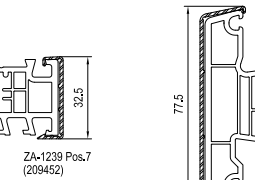


* 209454
-> 100x54

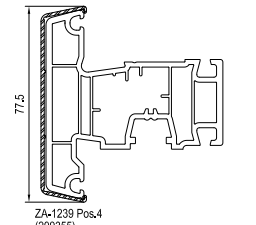
* Aluminium shells - applications



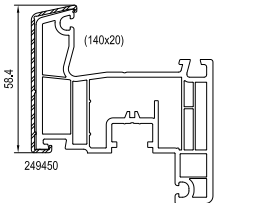
ZA-1239 Pos.1
(209352)



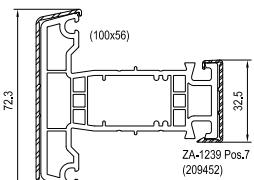
ZA-1239 Pos.7
(209452)



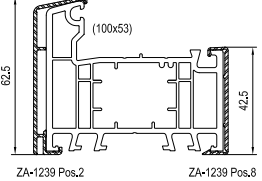
ZA-1239 Pos.4
(209355)



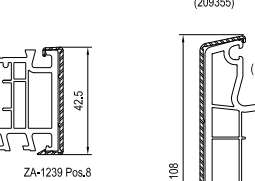
249450



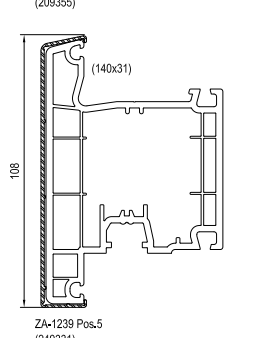
ZA-1239 Pos.7
(209452)



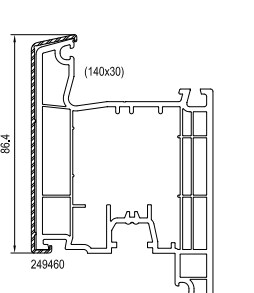
ZA-1239 Pos.2
(209353)



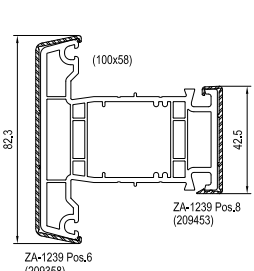
ZA-1239 Pos.8
(209453)
Pos.1 = Test-WIKZ



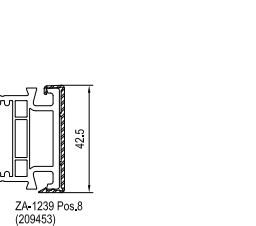
ZA-1239 Pos.5
(249331)



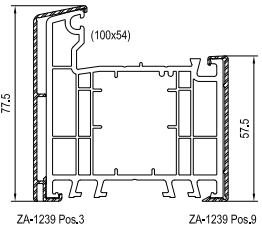
249460



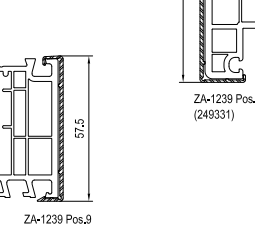
ZA-1239 Pos.6
(209358)



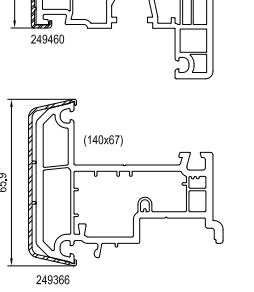
ZA-1239 Pos.8
(209453)



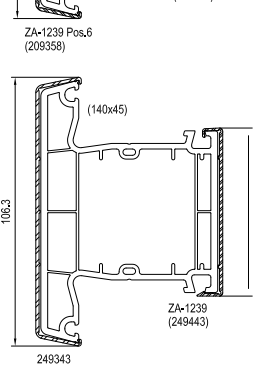
ZA-1239 Pos.3
(209354)



ZA-1239 Pos.9
(209454)



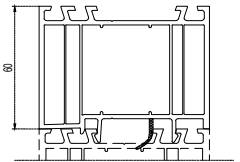
249366



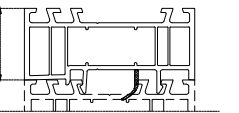
249343

* Available soon.

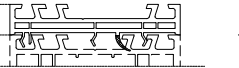
Extension profiles



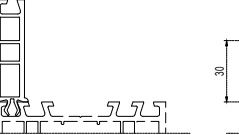
140207 - Frame Extension 60mm



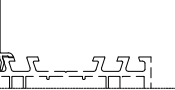
140205 - Frame Extension 35mm



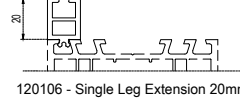
140209 - Frame Extension 15mm



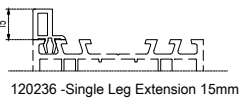
120102 - Single Leg Extension 50mm



120237 - Single Leg Extension 30mm

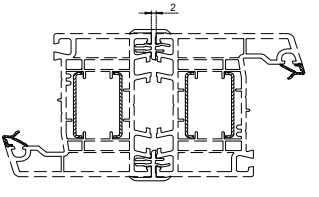


120106 - Single Leg Extension 20mm

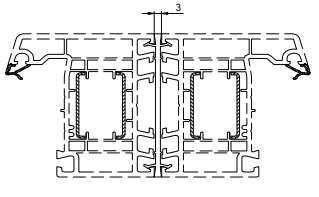


120236 - Single Leg Extension 15mm

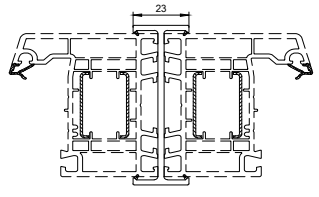
Coupling profiles



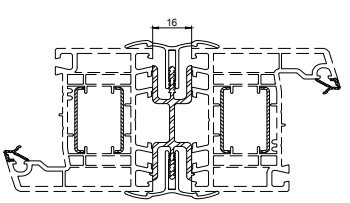
120224 - Coupling Single Sided



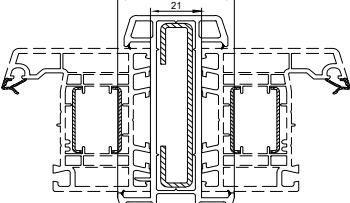
140203 - Coupling Full Width (white only)



140267 - Coupling Full Width

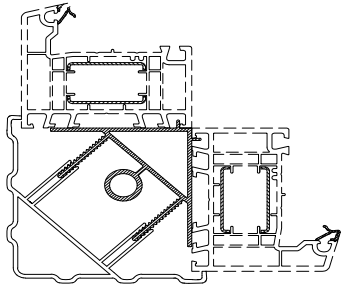


209044 + 2x 100270 - Multi Vista Coupler

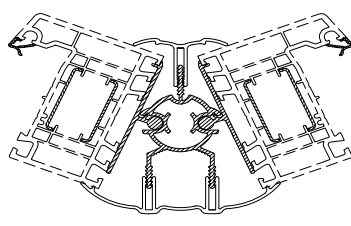


140218 (229018) - Structural Coupling

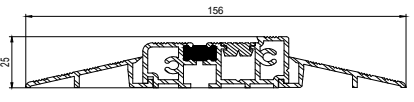
Assemblies



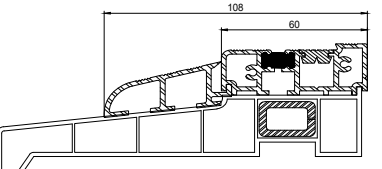
90° Aluminum Post (209043) + Decorative Cover (100223)



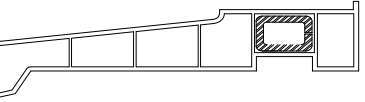
Variable Angle Bay Post (209041) + Adapters (209042) + covers (100270+100271)



Low Aluminum Threshold (200040) + 2x Standard Ramp (200041)



Low Aluminum Threshold (200040) + Sill Ramp (200042) for 150mm Sill (100220) only



Jack (609045) for 209041 and 209043 - available for 100220 and 100221 only